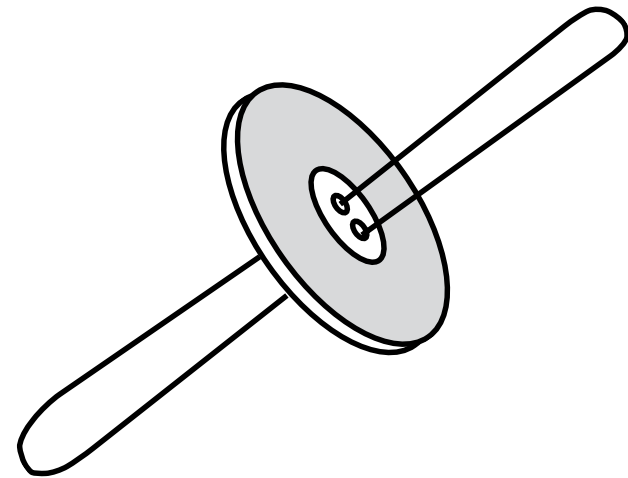
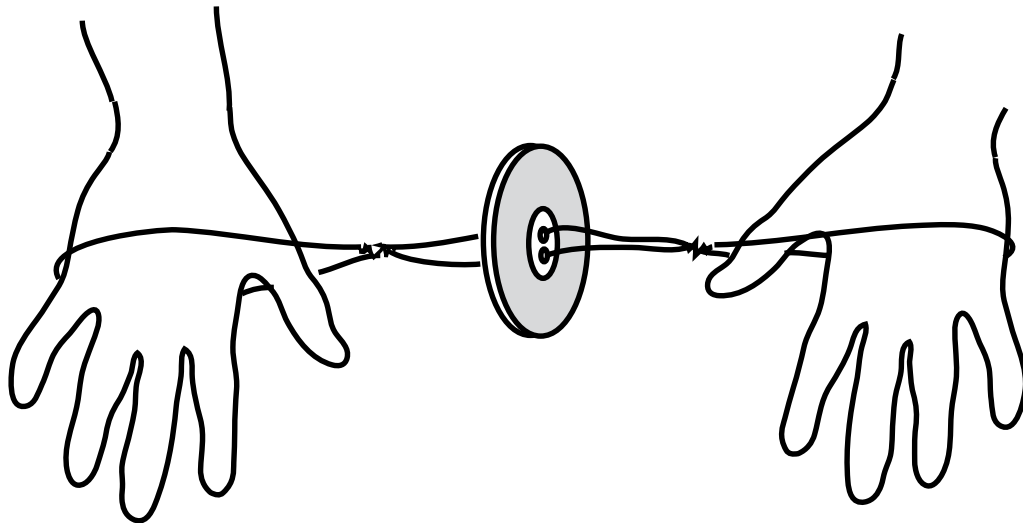




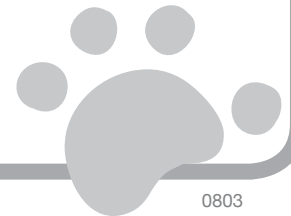
Whirling Buzz Toy

Parents and children everywhere enjoy making up and playing games. Long ago before there were toy stores in America, toys were made from any materials available. Enjoy making and playing with this "Whirling Buzz" toy, which may have been played during the Revolutionary War era. It was made from flat pieces of bone, pottery or shell that had been drilled with two holes.



Materials: a large flat button with 2 holes
heavy thread or string, 36 inches long

Directions: Run the thread through both holes and knot to create a large loop. To play, put your fingers through the loop. Stretch it with the button in the center. Twirl the button so that the string twists at both ends. Keep twirling until several inches of thread has twisted. Make the button spin, whirl and buzz by moving your hands in and out, allowing the string to unwind and wind up again.



0803